

**1987**  
16.3m | 1.7m


**TODAY**  
24.8m | 3.8m

**2027**  
28.9m | 5.2m

**2047**  
36.5m | 7.5m

## AGEING SOCIETY

Median Age




## INCREASED LONGEVITY

Life Expectancy at Birth

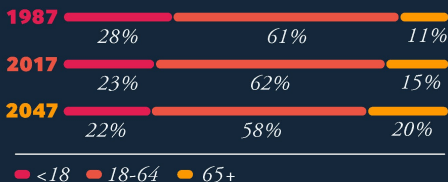


## POPULATION PYRAMIDS


Age vs. Population (Thousands)




## POPULATION BREAKDOWN



## 85+ POPULATION




## LETTERS FROM THE QUEEN



## AGEING WORKERS

Median age in workforce sectors



## MASS RETIREMENT

Retiring Aged Care workforce

**350,000** workers in the Aged Care sector

**HALF** the workforce will be of retirement age in... **15 years**

↓ ↓ ↓ **THIS EQUATES TO** ↓ ↓ ↓

**11,667** retirees per year.

OR **972** farewell lunches/month for the next 15 years.

## MASS RECRUITMENT

To keep the current ratio of aged care workers to people aged 85+

WE NEED TO ADD **+129,945** WORKERS IN THE NEXT 10 YEARS

↓ ↓ ↓ **THIS EQUATES TO** ↓ ↓ ↓

A RECRUITMENT GOAL OF **1083** /MONTH

**+ 972** /MONTH to replace the retiring staff.

↓ ↓ ↓ **THIS EQUATES TO** ↓ ↓ ↓

A TOTAL RECRUITMENT GOAL OF **2055** /MONTH

adding nearly **25,000** individuals to the aged care workforce each year.

## GROWING NEED